

# RUBBER STAMP ORDER FORM

To order a rubber stamp, fill out this form completely and email, fax, or mail it to us. Please use a separate form for each stamp.

Company Name:  
 Ship to Address:  
 City, State, Zip:  
 P.O. #:  
 Ordered By:  
 Phone #:  
 Account #:      Dept #:







OFFICE PRODUCTS  
*Alliance*

2015 Washington Street  
Kansas City, MO 64108  
816-777-2810

FAX # (816) 777-2811  
TEL # (816) 777-2810

Kathy@opakc.biz

## Step 1: Check / Stamp Style Desired

<input type="checkbox"/> <b>Pre-Inked Stamp</b> Pre-inked stamps offer the ultimate in convenience. No inkpad is required because the ink is held in tiny pores right in the stamp plate itself. Re-inkable and available in blue, red, black, purple, and green. Maximum size is 3" x 4". 	<input type="checkbox"/> <b>Self-Inking Stamp</b> Unlike the traditional rubber stamp, this has its own built-in pad which eliminates the stamp pad. It's fast, clean, easy to use, and re-inkable. Available in black, red, blue, green, and purple. Maximum size is 1 1/2" x 2 3/4". 	<input type="checkbox"/> <b>Rubber Stamp</b> The most economical and versatile marking device available. Used with a stamp pad, it can be made for use with specialty inks for marking on metal, glass, glossy paper, etc. Stamp pads are available in all standard and many art colors. 	<input type="checkbox"/> <b>Self-Inking Machine</b> Built for long life and heavy duty use, such as: mailrooms, shipping departments, bank tellers and ticket counters. Available with rotating date bands, or plain without dates. 
--	--	---	---

Step 2: Quantity: \_\_\_\_\_ Step 3: Color (if pre-inked or self-inking) \_\_\_\_\_

Step 4: Type or print copy below exactly as desired or stamp with the existing stamp you would like to duplicate.

**STAMPS ARE CENTERED & ALL CAPITALIZED, UNLESS SPECIFIED OTHERWISE.**

	<b>SPECIAL INSTRUCTIONS</b> <input type="checkbox"/> Flush Left <input type="checkbox"/> Centered <input type="checkbox"/> Border <input type="checkbox"/> Knob Handle Maximum _____ x _____ Size Other: _____
--	--

## Step 5: Enter Type Style Below, only if no sample is provided.

Type styles are shown actual size. Choose between all caps and Caps/Lower case (CL). If you desire a size or type style not shown, please specify under special instructions. **Style No.:** \_\_\_\_\_ **Size:** \_\_\_\_\_

Style No.	Point Size	RUBBER STAMPS ARE US	Style No.	Point Size	RUBBER STAMPS	Style No.	Point Size	RUBBER STAMPS
20	8 pt	Rubber Stamps are used all	22	12pt	<b>RUBBER STAMPS</b>	14	12pt	<i>RUBBER STAMPS</i>
20	8CL		22	12CL	<b>Rubber Stamps are</b>	14	12CL	<i>Rubber Stamps are</i>
20	10 pt	RUBBER STAMPS AR	22	14 PT	<b>RUBBER STAM</b>	30	10pt	RUBBER STAMPS ARE
20	10CL	Rubber stamps are used	22	14CL	<b>Rubber Stamps</b>	30	10CL	Rubber Stamps are used
20	12pt	RUBBER STAMPS	22	18pt	<b>RUBBER ST</b>	32	12pt	<b>RUBBER STAMPS A</b>
20	12CL	Rubber Stamps are	22	36pt	<b>RUBB</b>	32	12CL	<b>Rubber Stamps are</b>
20	14pt	RUBBER STAMP				34	12pt	<i>RUBBER STAMPS A</i>
20	14CL	Rubber Stamps ar				34	12CL	<i>Rubber Stamps are u</i>
20	18pt	<b>RUBBER ST</b>						
20	24pt	<b>RUBBER</b>						

**All styles are available in larger letters.  
 Once ordered, this item is non-cancelable and non-returnable**